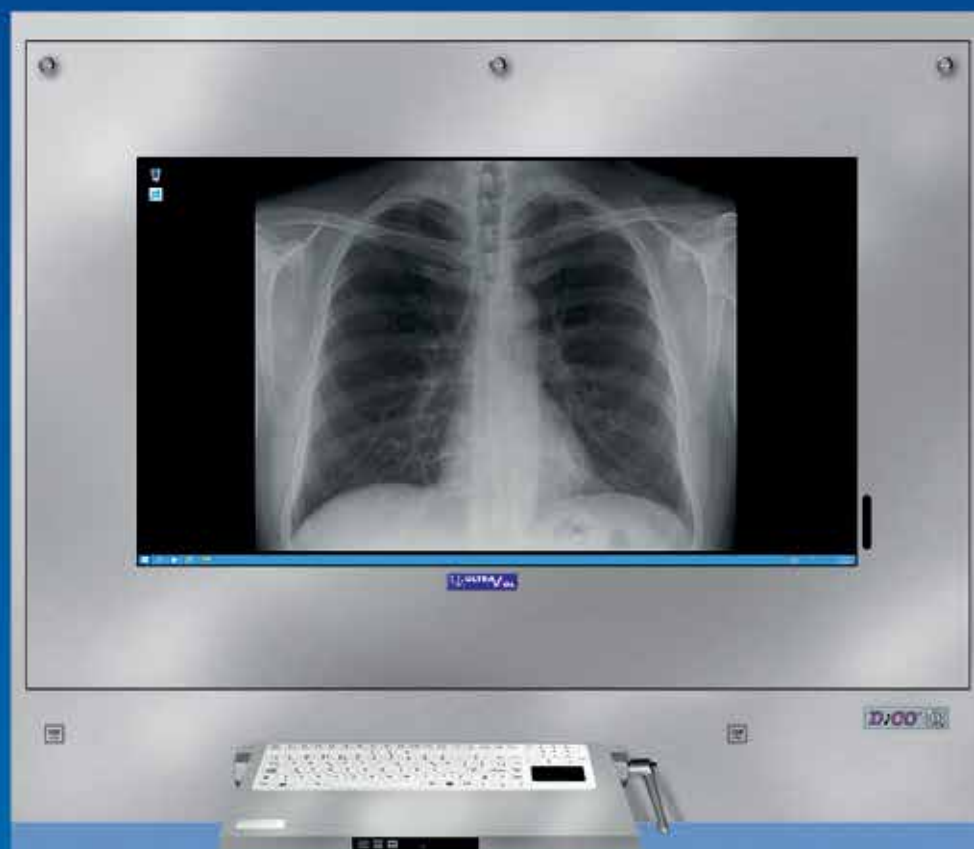


# MEDICAL VIEWING STATION *DICO*

DIGITAL AND ANALOG IMAGES VIEWING STATION



(PACS, RIS, HIS)





**UltraViol** is a dynamically developing company manufacturing medical equipment. We have been established in 1993.

We offer wide range of X-ray film viewers, including LED modern line, flow and direct radiation germicidal lamps and SAD phototherapy light Fotovita.

Our latest product offer includes the digital and analog images viewing stations, Breis / UltraViol/Pacs diagnostic console and Dermalight UV-irradiation units for treatment of skin diseases. Our company is continuously improving technological solutions to our devices, modernizing their design and quality.

The medical equipment manufactured by our company complies with the requirements of 93/42/EEC (with amendments according to 2007/47/EC) and 2004/108/WE Directives, EN 60601 standard on safety of medical devices and EN 60601-2 standard concerning electromagnetic compatibility of the products.

To confirm the fact that ULTRA-VIOL meets the highest requirements for manufacturers of medical devices, the company obtained ISO 9001 and ISO 13485 certificates granted by TUV NORD CERT GmbH, Essen, Germany.

Our equipment is used by all the best clinics and hospitals in Poland. We export the products to most of the European countries and many other countries all over the world.

The main provider of light sources and power systems, which have a great impact on the high quality of our equipment, is PHILIPS, OSRAM – the worldwide leaders in light technology.

Technological processes used in our production are environmentally friendly.

The detailed information and technical data of our products are available in catalogues and on our website [www.ultraviol.pl](http://www.ultraviol.pl).

**We invite you to become our business partner.**



Arab Health 2018



Medica 2017



**FOR OPERATING ROOM**



DiCO 1M (40")

**ON CUSTOMER REQUEST  
WE CAN OFFER DIFFERENT  
VERSIONS OF HOUSING  
FOR DiCO® STATION**

**Powder coated steel sheet  
available in any RAL color  
– the whole housing**



DiCO 1M (40")

**Stainless steel  
(INOX)  
– the whole  
housing**



DiCO 1M (40")

**Anti-reflective glass SCHOTT  
CONTURAN DARO® any RAL color  
– the front of housing**

**ESSENTIAL  
IN OPERATING  
ROOM**

All types of DiCO station, regardless of the monitor diagonal and type of material used, can be installed in recessed walls or in wall systems finished with panels of steel sheet, glass, etc.

**NEW!**

**Touch screen type MULTI TOUCH**

Each DiCO® viewing station regardless of the mounting type and diagonal of the monitor can be equipped with a touch screen (multi-touch).

Available with or without a keyboard.



DiCO 1M (24")  
with  
a touch screen





DiCO® station meets the requirements of Medical Directive MDD 93/42 / EEC with amendments according to 2007/47 / EC and is registered in the URPLWMIpB database for medical devices in Warsaw and in the European database EUDAMED. DiCO® station complies with the requirements of the standards: PN-EN 60601-1 (product safety medical) and EN 60601-1-2 (electromagnetic compatibility).

**Integrated CD/DVD**  
drive for wall mounted  
and mobile version



**High-quality medical  
(reference) monitor**  
**EIZO** with display  
diagonal of 21" to 70"  
and resolution min  
2 MP compatible with  
DICOM



**Top-class computer  
system** guarantees the  
highest performance  
and reliability



**2 x USB sockets**  
protected against  
flooding



**Integrated medical  
keyboard with  
aluminum housing,**  
easy to disinfect,  
silicone with  
antibacterial coating  
and touchpad (can be  
supplied as a separate  
article)



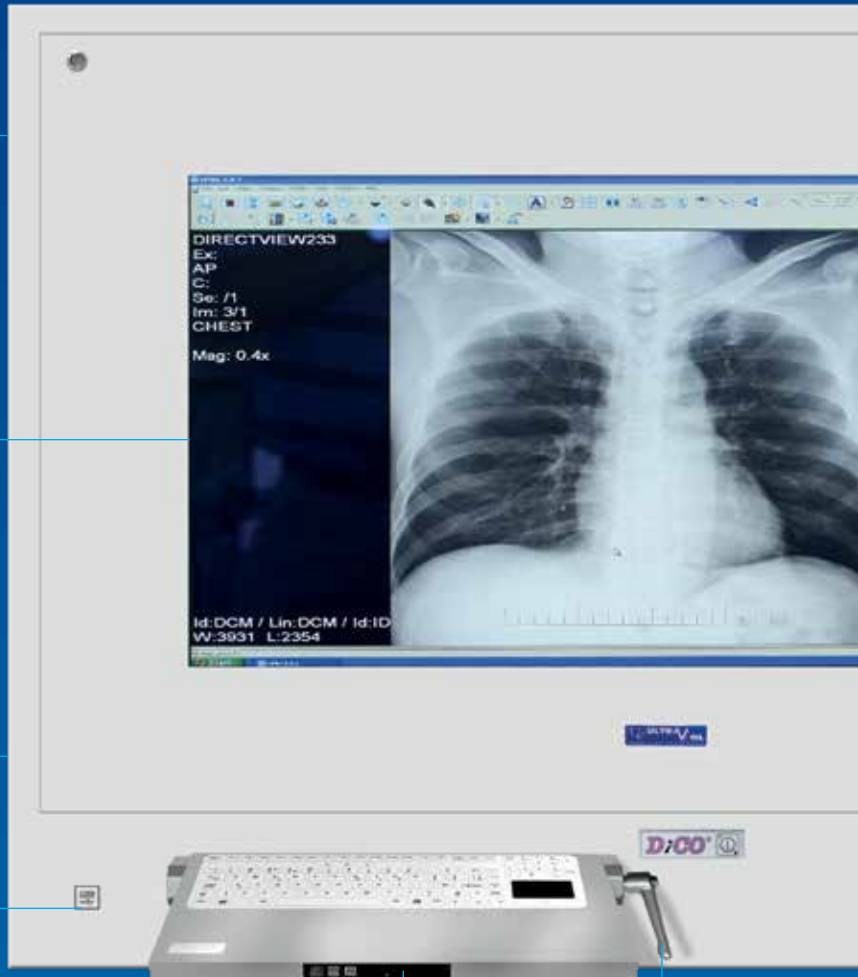
**Silicone medical  
mouse.**  
Optional version with  
keyboard and  
a medical mouse tray



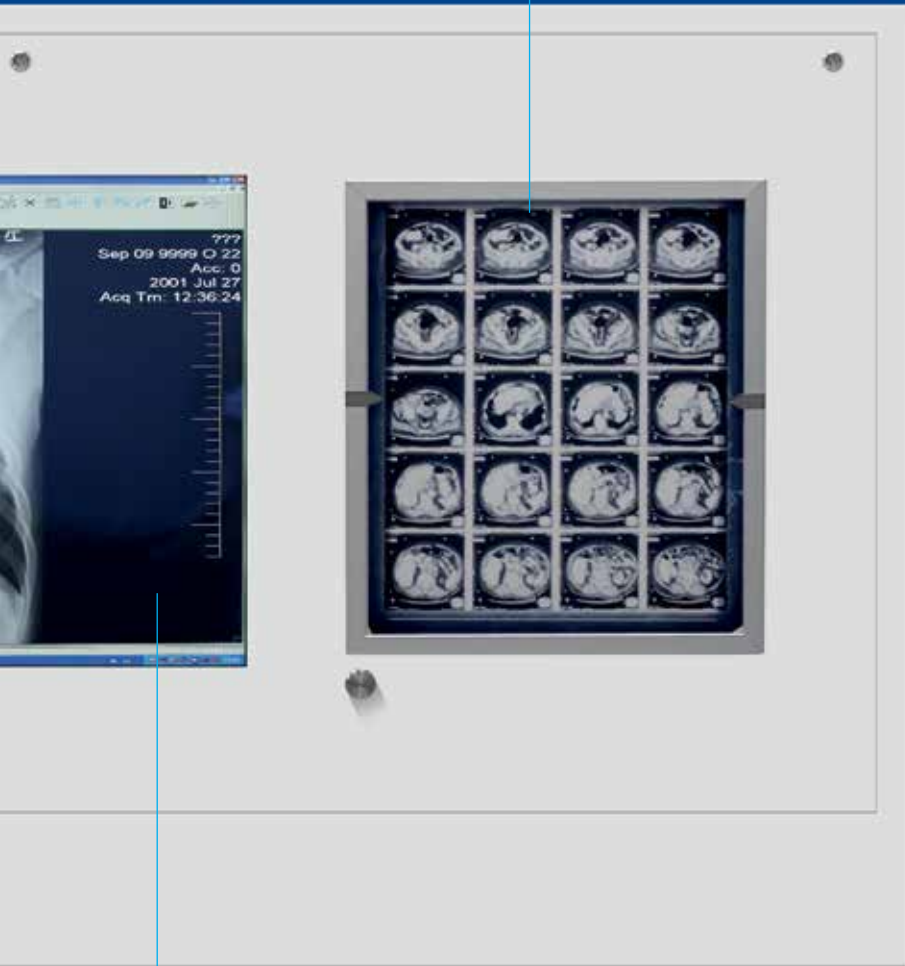
**CD/DVD drive for the  
recessed version**



**Reliable and safe  
mechanism of  
keyboard folding**



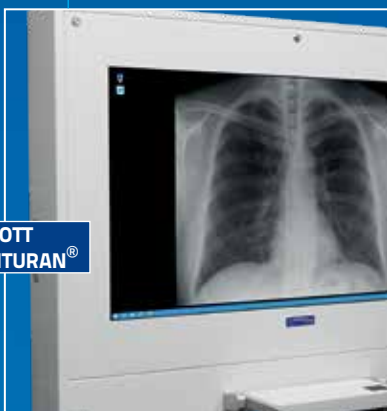
**High-grade X-ray film viewer** made in LED technology, single or double frame, excellent parameters: luminance 6000 cd / m<sup>2</sup>, superior light uniformity > 90%, adjustable light intensity 10-100%. Optional LED X-ray film viewer with shutters



**Built-in version**



**Wall mounted or desktop version**



Glass with anti-reflective coating




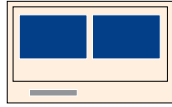



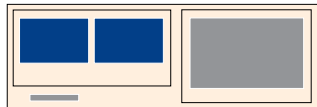

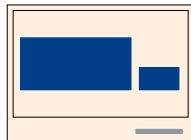

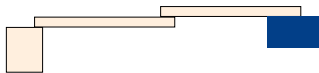

Ordinary glass

**The glass protecting the monitor** is made of special glass SCHOTT CONTURAN DARO with anti-reflective coating 8-times reducing undesirable glare.



**On mobile stand version**

# EXAMPLES OF DICO® STATION CONFIGURATION (PACS, RIS, HIS)

<b>DICO 1M</b>	1 monitor 21" 24" 27"		
<b>DICO 2M</b>	2 monitors 21" 24" 27"		<p><b>PC computer system:</b></p> <ul style="list-style-type: none"> <li>Intel mainboard; i3/i5/i7 processor</li> <li>RAM 4GB/8GB/16GB</li> <li>500 GB HDD</li> <li>LAN 10/100/1000 MBit socket protected against flooding</li> <li>graphic card – professional, for high accuracy of the image reproduction</li> <li>DVD+/-RW LightScribe</li> <li>WINDOWS 7® PRO</li> </ul> <p><b>LED X-ray film viewer</b></p> <ul style="list-style-type: none"> <li>LED technology – 50 000 working hours</li> <li>high luminance – 6 000 cd/m2 (19 000 lux)</li> <li>superior light uniformity &gt; 95%</li> <li>step-less luminance adjustment from 10% to 100%</li> <li>automatic screen illumination ON/OFF switch in film holder – optional</li> <li>no light flickering</li> </ul>
<b>DICO 1M/1B</b>	1 monitor 21"; 24"; 27" LED X-ray film viewer single		
<b>DICO 2M/1B</b>	2 monitors 21"; 24"; 27" LED X-ray film viewer single		
<b>DICO 1M/2B</b>	1 monitor 21"; 24"; 27" LED X-ray film viewer double		
<b>DICO 2M/2B</b>	2 monitors 21"; 24"; 27" LED X-ray film viewer double		
<b>DICO 1M</b>	1 monitor 40" – 70"		
<b>DICO 2M</b>	1 monitor 40" or 46" 1 monitor 21" or 24"		
<b>DICO 2M/1B</b>	1 monitor 40" or 46" 1 monitor 21" or 24" LED X-ray film viewer single		
<b>R - Additional monitor on the straight-line arm</b>	1 monitor 19"-24"		Shows the image "cloned" from the main monitor of the DiCO® station (optionally – touch screen)
<b>DICO 2M (60"/17")</b>	1 touch screen control monitor 1 monitor 60" 1 touch screen control monitor 17"		Visualization system allows simultaneous real-time display of the video signals from DVI-D, VGA, Composite, S-Video, Component inputs on the monitor with 8MP resolution. Advanced control system allows to select any configuration of the displayed images (e.g. 1, 2 or 4 images) and immediate switching them with touch-screen control monitor.



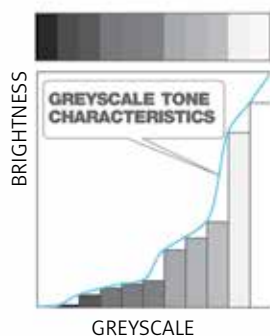
**ASEPTIC ANALOG AND DIGITAL IMAGES VIEWING STATIONS FOR OPERATING ROOM**

- Complete medical computer with reference monitor.
- Monitors protected by SCHOTT CONTURAN DARO glass with antiglare coating, 8-fold reduction of reflected rays.
- Foldable, washable, silicone keyboard with optional medical mouse tray.
- Intended for use in operating theaters, treatment rooms ( easy to clean and disinfect )
- Make it possible to view medical images downloaded from the LAN network, DVD drive, USB ports and other data storage devices.
- LED X-ray film viewer, single or double, option with shutters, constitutes an analogue part of the station.
- Possibility to expand the station in the future and adapt it to changing technical requirements (processor, memory, HDD, etc.)
- Configuration matched to client/user requirements:
  - monitors with a diagonal from 21 ' to 70"
  - number of monitors
  - type and position of the keyboard
  - housing type and color: powder coating, sheet steel, glass (RAL colors)
  - LED X-ray film viewer with / without shutters
  - other functions – recording, images from cameras, signals routing, voice communication, clock, access card reader, additional video inputs
  - touch screen multi touch
- Wall mounted, built in or on mobile stand versions available.

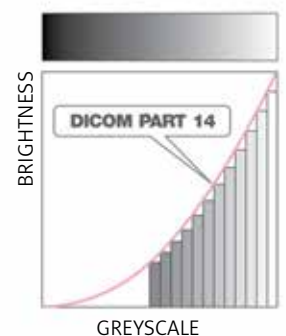
**REFERENCE MEDICAL DISPLAYS ARE USED IN DICO® VIEWING STATIONS. THE MONITORS ARE EQUIPPED WITH HARDWARE CALIBRATION TO DICOM STANDARD, FACTORY IMPLEMENTED BY THEIR MANUFACTURER.**

THE IMAGE ON THE STANDARD MONITOR

THE IMAGE ON THE REFERENCE MONITOR



*Used by some manufacturers, the DICOM software calibration of standard monitors with a computer graphic card, although cheaper, causes a loss of a significant amount of information contained in the DICOM file, and consequently significant deterioration in medical image quality.*





## NURSES' STATION FOR OPERATING ROOM

Nurses' station DiCO is a version of DICO viewing station designed to work in operating rooms and process administrative data and other data related to IT service system in operating room during and after surgical procedures.

The station is a complete separate and independent medical computer designed to operate in areas which require the highest standard of microbiological purity (ease of cleaning and disinfection), and at the same time there is a need of connection with hospital information systems.

The station is equipped with a computer system min. Intel i3 ( processor i5, i7 ), powerful graphics card and a medical silicone keyboard with touchpad and medical mouse tray. Monitor of the nurses' station is calibrated to the DICOM Part.14 standard grayscale allowing to view X-ray images. Screen size: 21", 24" or 40". Operating system Windows. Version with touch screen available on request. Mounting versions: wall mounted, built in, or on mobile stand.

DiCO 1M (24")



- USB – 2 sockets
- DVD drive
- Access cards reader – on request
- Housing – INOX steel, powder coated, glass
- Washable, foldable keyboard improves comfort of work



DiCO 1M (40")



Provincial Hospital in Zielona Góra

DiCO 2M (60"/21")

**EIZO 60" 8M PX**

**HDMI**

**HDSDI**

**VGA**

**DVI**

**2x USB**

**WASHABLE KEYBOARD**

**TOUCH SCREEN CONTROL MONITOR 21"**

**CD/DVD**

**LAN, PASC, HIS, RIS**

**RADIOLOGY**

**VIDEO RECORDING**

**COMMUNICATION**

## SYSTEMS FOR VIDEO RECORDING AND COMMUNICATION IN OPERATING ROOMS

Multimedia video recording system is a fully integrated multiplatform solution software-hardware station, using DiCO® viewing station cooperating with hospital informatics systems. It is also an intuitive application package for the video recording Full HD or SD. The system also allows to create operational reports and remote two-way audio/video communication. Audio/video communication significantly improves quality of work in the operating room by giving the possibility for consultation.

**ULTRAVIOL OFFERS ALSO LARGE MEDICAL MONITORS FOR OPERATING ROOMS.**

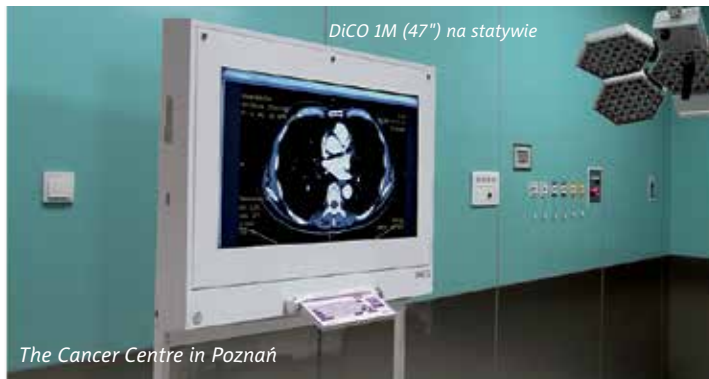
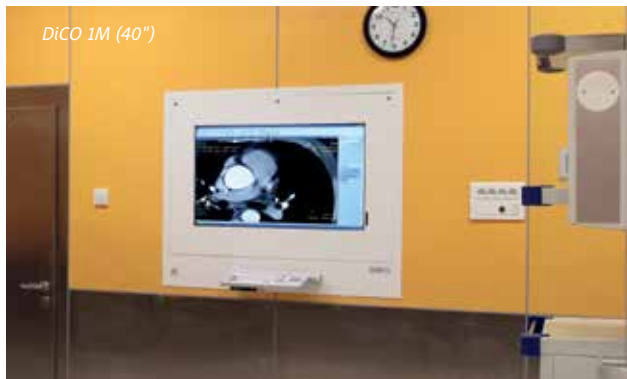
**AVAILABLE SCREEN DIAGONALS:**  
24", 40", 42", 46", 47", 55", 60", 70"



**INSTALLATION DIRECTLY TO THE WALL OR ON THE FOLDING HANDLES.**

# APPLICATION OF DICO® VIEWING STATIONS IN HOSPITAL – EXAMPLES

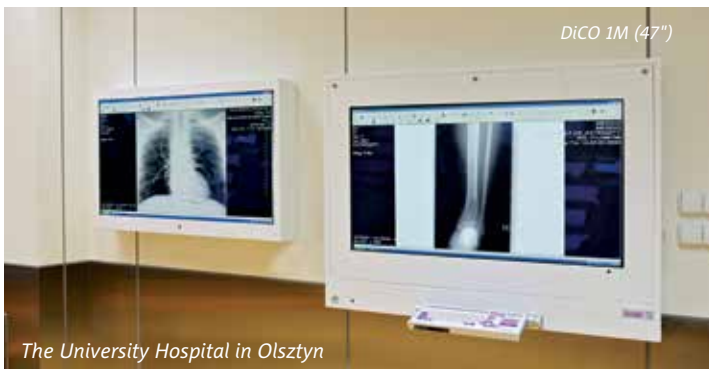
## INSTALLATIONS FOR OPERATING ROOMS



*The Cancer Centre in Poznań*



*The ENEL-MED Hospital in Warsaw*



*The University Hospital in Olsztyn*



*The J. Dietl Specialist Hospital in Cracow*



*WIM Warszawa*



*Hospital Szczecin Zdroje*



*Jolly Med Warszawa*



INSTALLATIONS FOR OPERATING ROOMS







**ULTRAVIOL®** Sp. j. PIETRAS, PURGAŁ, WÓJCIK

ul. 34 Stępowizna, 95-100 Zgierz, Poland

tel.: (+48 42) 717 11 76, 717 19 59, 715 00 92, fax: (+48 42) 715 02 16, NIP: PL7270021903

e-mail: [biuro@ultraviol.pl](mailto:biuro@ultraviol.pl) [www.ultraviol.pl](http://www.ultraviol.pl)